

TerraNova Results, 2014

Middle School, An-Noor Academy

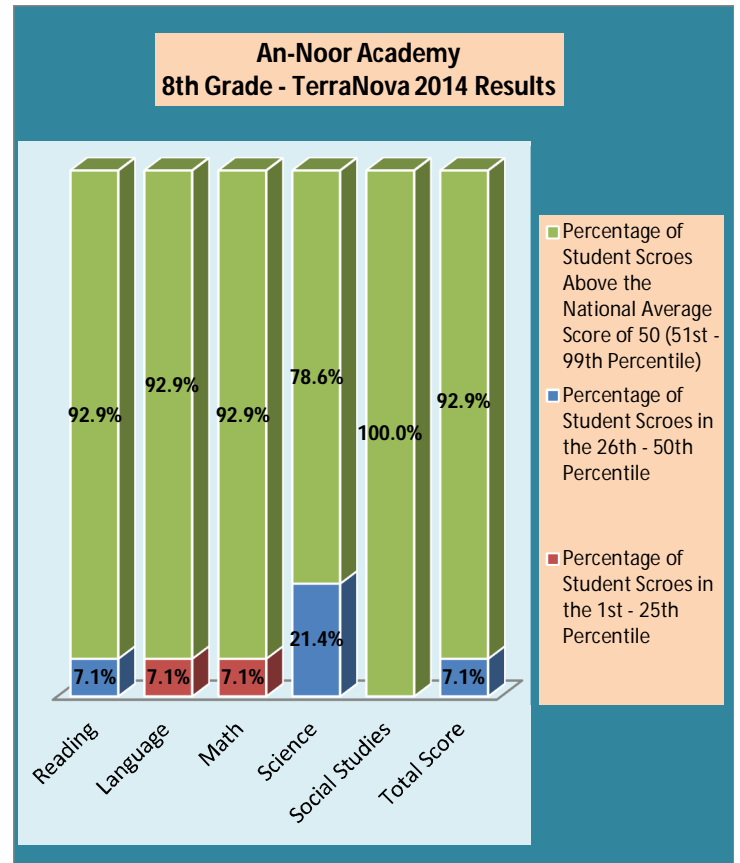
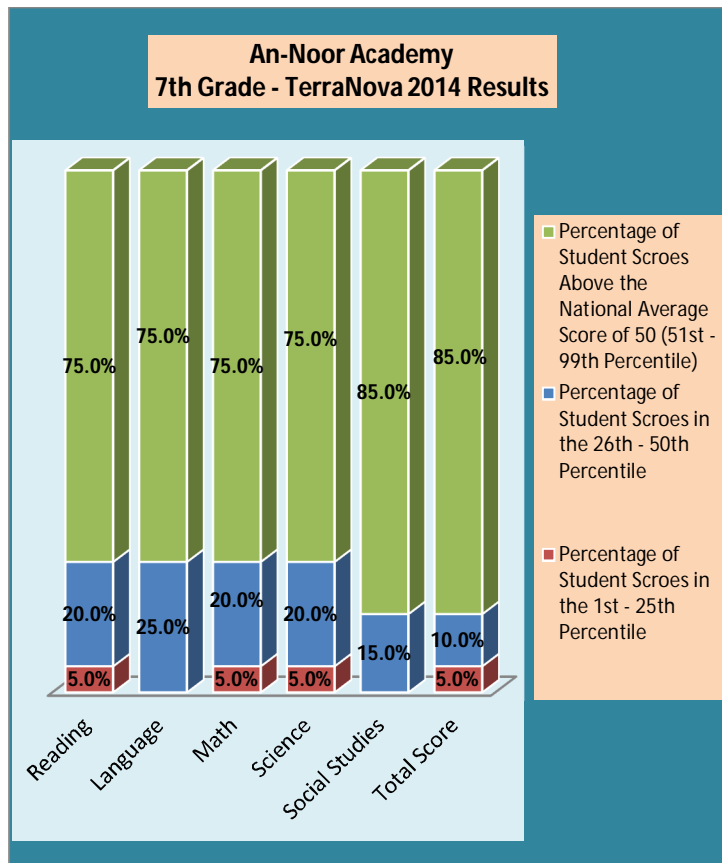
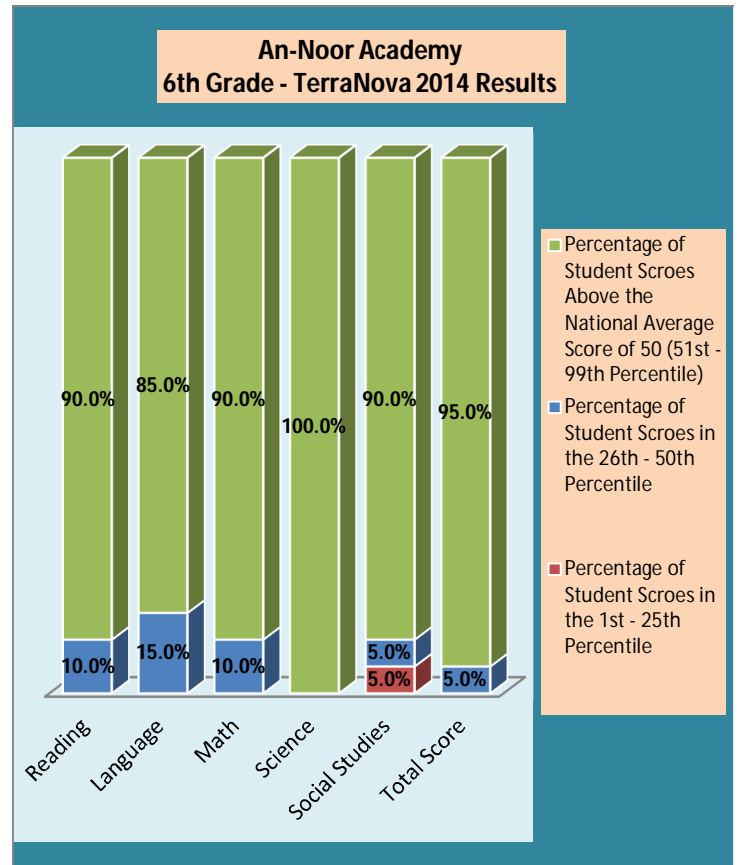
- The graphs for each grade show the distribution of scores obtained by An-Noor Academy's students in Middle School during 2014 TerraNova testing.
- Scores above 50th percentile are above the National Ave.
- **The average percentage of Middle School students at An-Noor Academy achieving Total scores above the 50th percentile is at 90.7%**

TerraNova, a standardized achievement test published by CTB/McGraw-Hill, is used to assess student learning in Reading, Language, Math, Science and Social Studies. The results of this nationally recognized standardized test is used to track student progress & to monitor the effectiveness of instructional programs.

Individual and group achievement on the TerraNova test is reported in relation to a norming sample that is representative of the national population and includes students in both public and non-public schools. The mean score for the national norm group correlates to 50th percentile. TerraNova national percentile scores that fall between the 25th and 75th percentile are considered within the average range. Scores above the 75th percentile are considered to be above average. Scores that fall in the 1st – 25th percentile range are considered below average.

Reference:

<http://www.ctb.com/ctb.com/control/openFileShowAction?mediad=453>



TerraNova Results, 2014

High School, An-Noor Academy

- The graphs for each grade show the distribution of scores obtained by An-Noor Academy's students in High School during 2014 TerraNova testing.
- Scores above 50th percentile are above the National Ave.
- **The average percentage of High School students at An-Noor Academy achieving Total scores above the 50th percentile is at 100%**

TerraNova, a standardized achievement test published by CTB/McGraw-Hill, is used to assess student learning in Reading, Language, Math, Science and Social Studies. The results of this nationally recognized standardized test is used to track student progress & to monitor the effectiveness of instructional programs.

Individual and group achievement on the TerraNova test is reported in relation to a norming sample that is representative of the national population and includes students in both public and non-public schools. The mean score for the national norm group correlates to 50th percentile. TerraNova national percentile scores that fall between the 25th and 75th percentile are considered within the average range. Scores above the 75th percentile are considered to be above average. Scores that fall in the 1st - 25th percentile range are considered below average.

Reference:

<http://www.ctb.com/ctb.com/control/openFileShowAction?mediaId=453>

